



Invitation to Register Interest for the Provision of Public Cellular Service

Time 3 Extension – Phase 2

Ref: MCMC/RDD/PDD(5)/T3_Extn(P2)/TCA/12/14(13)

Briefing to Licensees
8 December 2014

USP Mechanism



Identify & Notification of USP Target Areas & Groups

- Type of services, timeline, etc.
- [R.4 USP Regulations]

Registration of Interest & USP Draft Plan Submission

- Evaluation of USP Draft Plans from Licensees
- [R.5 & R6 USP Regulations]

Award the Universal Service Provider(s)

- Approval of USP Draft Plans by MCMC and appointment of the Universal Service Providers for implementation
- [R.8 &9 USP Regulations]

Implementation & Monitoring

- Implementation of Universal Service Plan
- [R.11-18 USP Regulations]

Table Of Content



Section I

- Introduction

Section II

- Invitation to Register Interest

Section III

- Payment from the USP Fund

Section IV

- General Terms & Conditions

Section V

- Coordination of Part 1 and Part 2

Section IV

- Natural Disaster

Appendices

- Appendix 1-9

Section I

Introduction



- The Provision of Time 3 Extension (T3E) for the Public Cellular Services.
- Invitation is made pursuant to USP Regulations:

Regulation 3(1)

- Objectives USP:
 - Installation of network facilities and provision of network services
 - Collective access to basic telephony and internet access services

Regulation 5(1)

- Upon the publication of the notification, the Commission may invite **all licensees** to register their interest to be a universal service provider in a particular universal service target

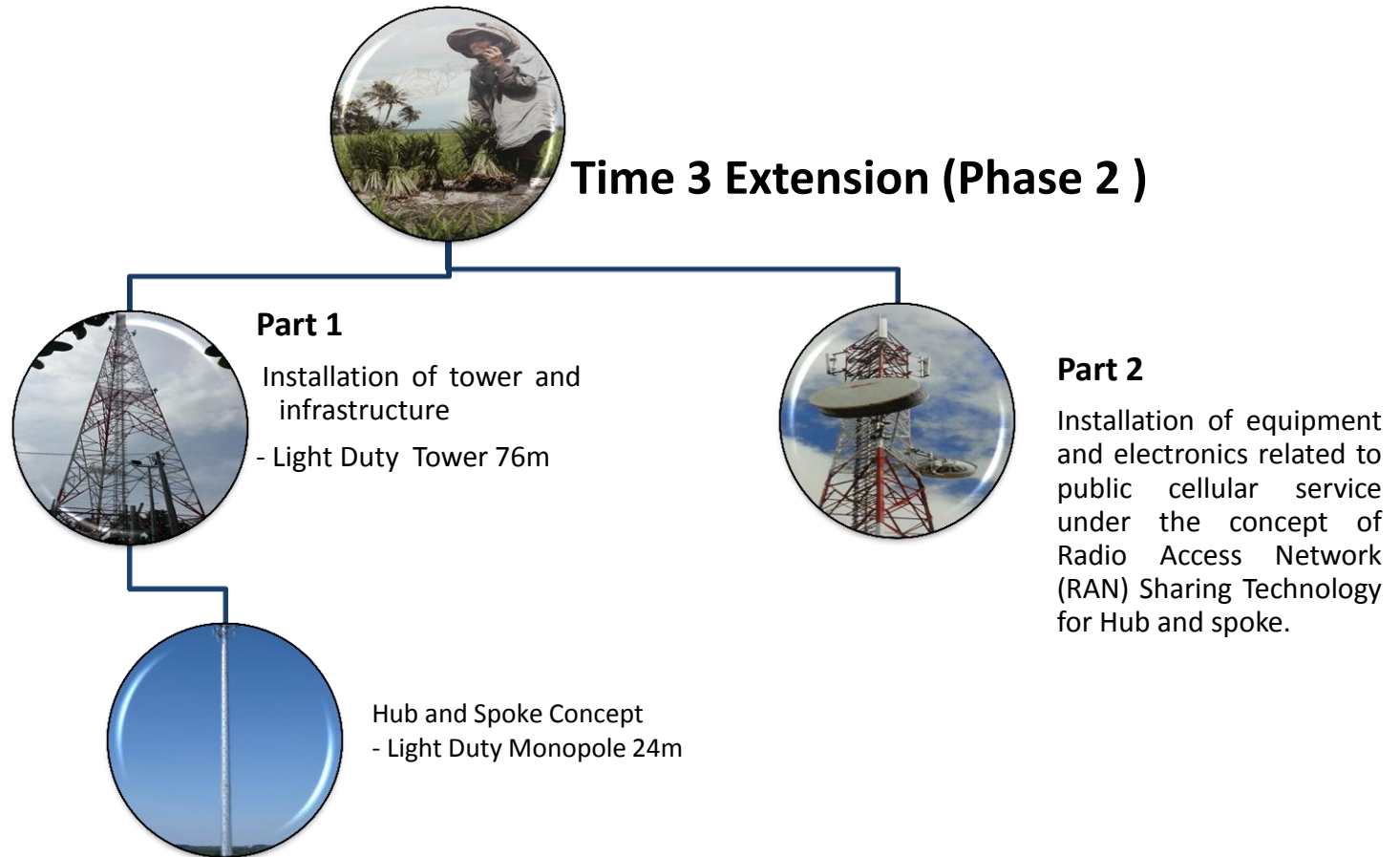
Regulation 19(2)

- Net USP cost incurred in the implementing the approved USP Plan is computed as avoidable cost less revenue forgone and any advance payment and quarterly payment.

Section II





The facilities and services to be provided



Scope of Work (Part 1)

Installation of tower and monopole

NO.	CAT	ITEM
1	A	Self Supporting Tower / Monopole
2		Fall Arrest System
3		Aviation Light
4		Lightning Protection System
5		Anti Climb System
6		Tower Vertical Cable Gantry
7		Tower Structure Foundation
8	B	Concrete Plinth for Cabin / Outdoor BTS and Genset System
9		Basic Grounding and Earthing Systems
10		Civil Works and Drainage System
11		Fencing System & Entrance Gate
12		Access Road



Scope of Work (Part 2)

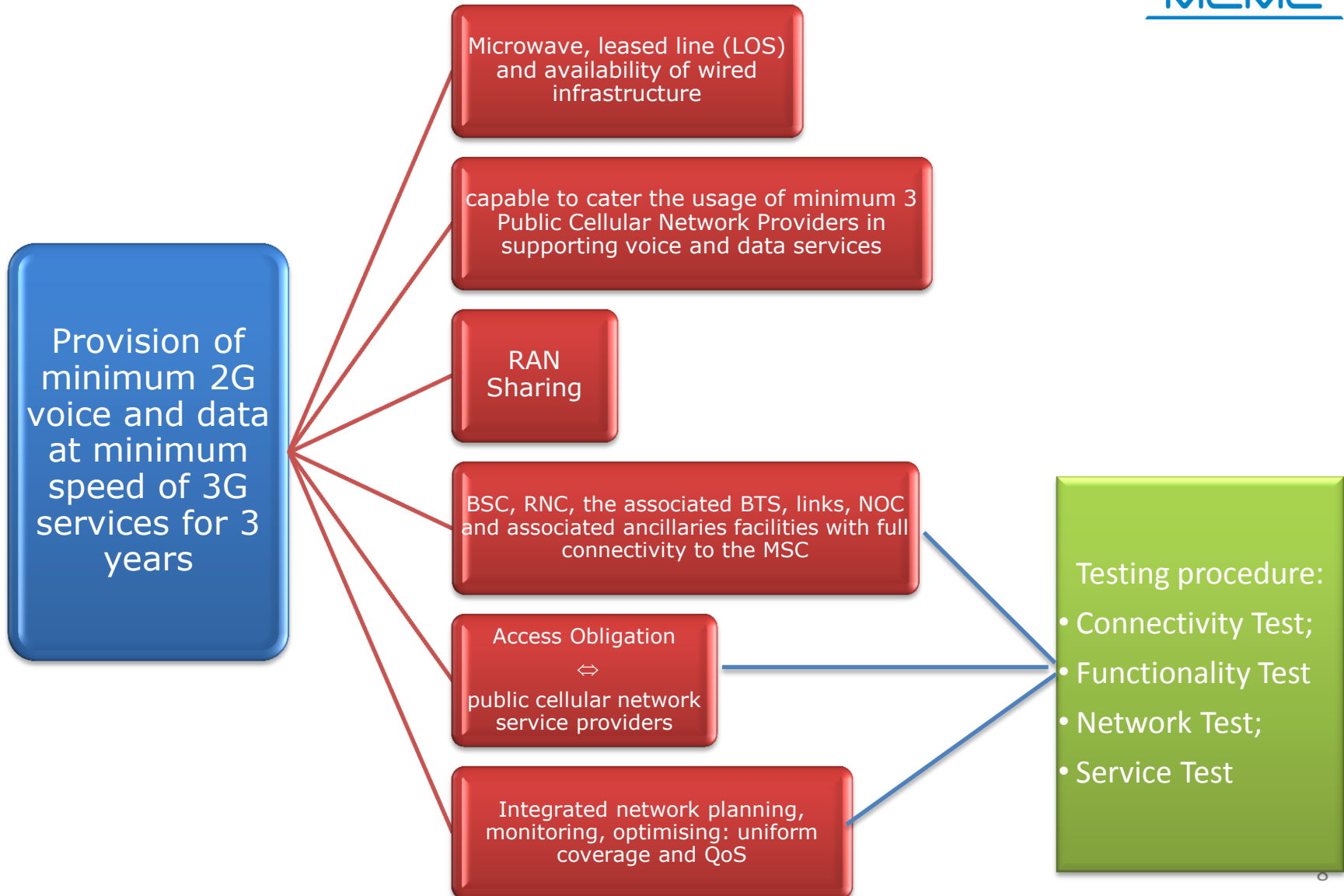
Installation of network facilities and network services

Page (7)



No	Items
1	Base Transceiver Station (BTS) equipment
2	Backhaul via microwave, VSAT or fiber
3	Antenna and Feeder System
4	Antenna Support System
5	AC Power Supply/ genset
6	Feeder Pillar with Meter Panel
7	AC Main Distribution Board Systems – outdoor or indoor type
8	DC power system including back up batteries
9	Outdoor cabinet or Cabin (collective site) complete with accessories
10	Alarm monitoring system, Horizontal Cable Gantry
11	Any necessary upgrades or additional equipment as required in the core network inclusive of calamities situation like flooding and etc.

Scope Of Work Part 2 : RAN Sharing



Scope Of Work Part 2: RAN Sharing (interconnect and interoperability)

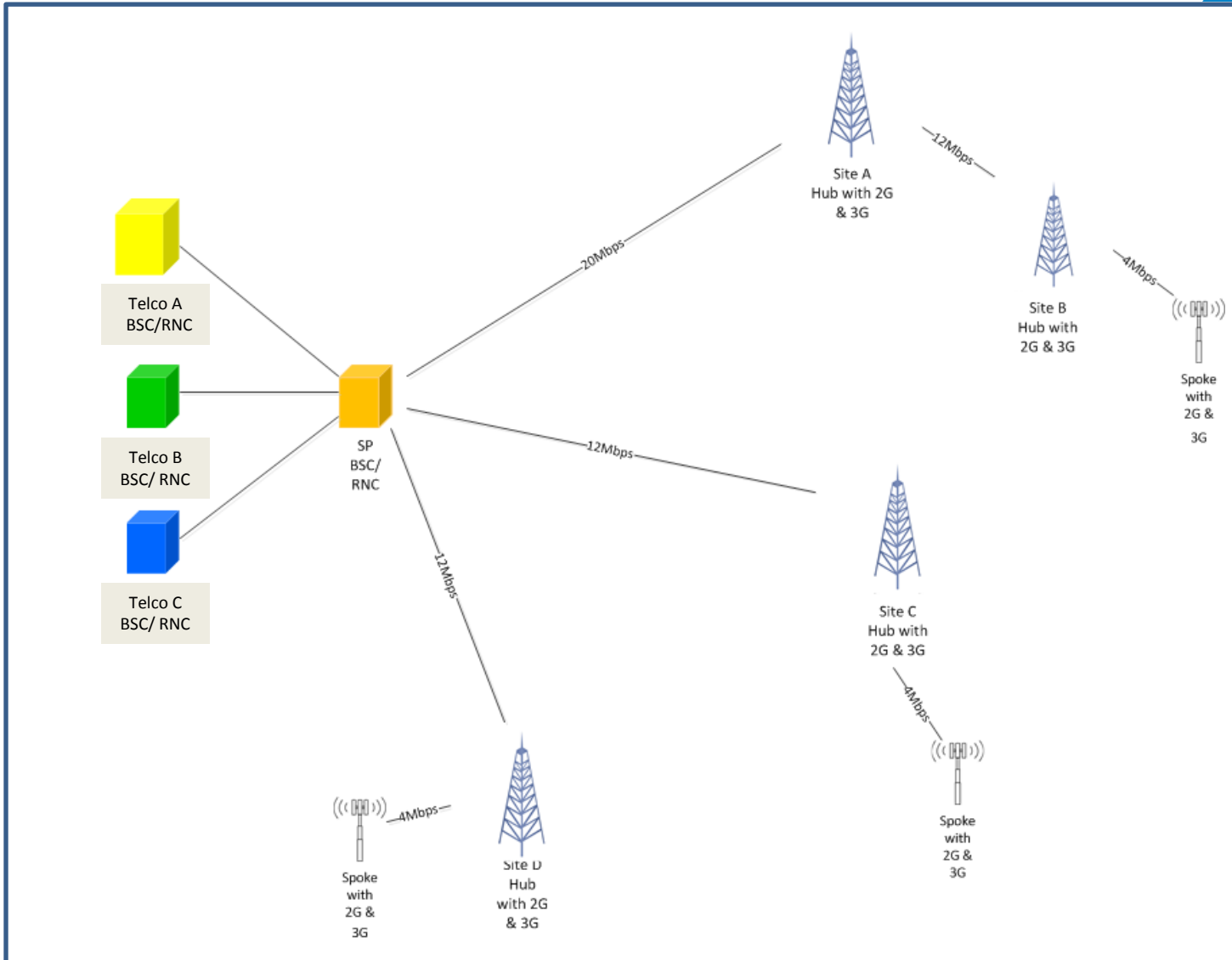
Page (10)



Interconnect & Interoperability

- 1.Site Location for BSC and RNC;
- 2.transmission modes to the MSC, BSC and RNC;
- 3.design of interconnectivity from RAN Sharing BSC and RNC to MSC Public Cellular Network Providers' Core Network;
- 4.Bandwidth Dimensioning from BTS and Node-B to the BSC and RNC;
- 5.Network Block Diagram (RAN Sharing System)
- 6.Network Topology from RAN Sharing BTS and node B to BSC and RNC and from BSC and RNC to Public Cellular Network Providers' Core Network
- 7.Network Equipment
- 8.Implementation timeline

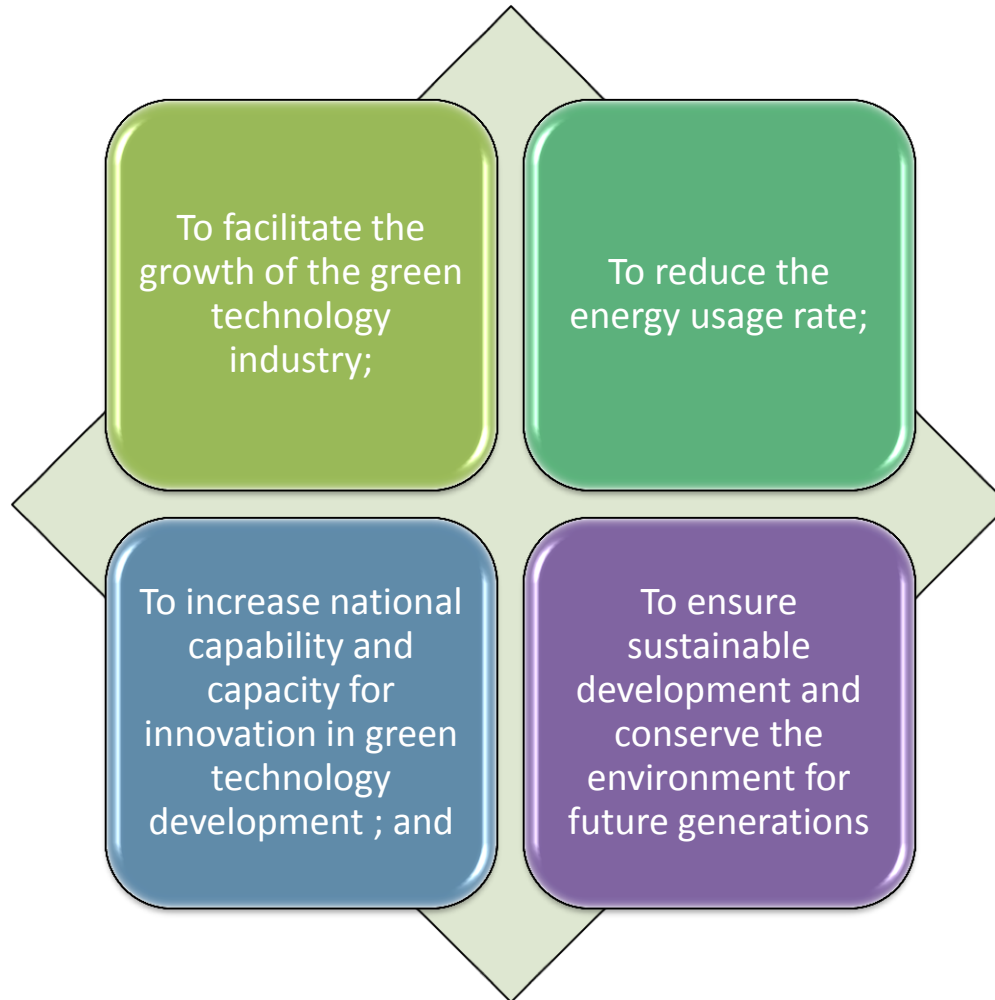
Sample of Network Topology



Green Technology



Objectives to include the use of the green technology:



Assignment Of Local Contractor

Page (13)



Assignment of Local Contractor

To stimulate the growth of local industries through the maximum utilization of local materials and resources;

To encourage and support the involvement of Bumiputera entrepreneurs;

ROI Requirements



License Requirement.

Part 1:



NFP (I)

- Towers, poles, ducts and pits used in conjunction with other network facilities,

Reminder: Licensee are strictly to comply with their scope of licence. Any activities that breach licence condition are subject to enforcement action

Part 2:



NFP (I)

- Radiocommunications transmitters and links;
- Shall be within "Malaysia"
- no last mile limitation specified in licence.

NSP (I)

- shall be within "Malaysia"

Other Requirement

at least **1 year experience** and with good track records and/or engage in a Collaboration or MOU with other qualified contractors or Public Cellular Network Provider with such experience;

No outstanding amount as of 16 February 2015 :

USP Fund contribution; and

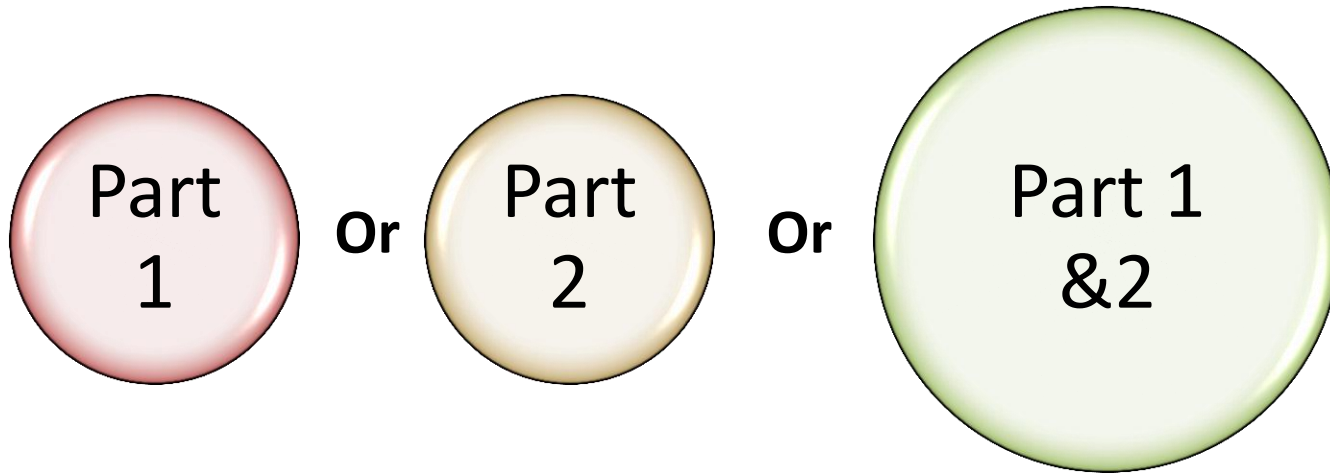
License Fees (under CMA license).

AA Fees / Any other amount due to MCMC

Registration Of Interest



Interested Licensees may register their interest for:



Bid For : 1 cluster;
≥ 2 clusters; or
All Clusters



Part of sites in a Cluster or any combination of sites
ARE NOT ALLOWED



Submission of Draft Universal Service Plan

Page (15-16)



The submission of draft universal service plan shall consists :

Technical Proposal (1 Original & 2 Copies)
(Refer template 13.2 & [Appendix 5](#))

13.6(d)...shall not bear Licensee' name, logo or stamp

Financial Proposal (1 Original & 2 Copies)
(Refer template 13.2 & [Appendix 6](#))



One Off Document
([Appendix 4](#))

licensee's information and other supporting documents;

Company profile;

Letter of collaboration / MOU; and

A complete set of softcopy of the submission

To complete [Acknowledgement form](#) at the counter provided.



Scope of The Universal Service Plan



Coverage objective For Hub and spoke
[\(Appendix 1\);](#)

Capital cost – include cost breakdown, complete computation and net figure

(NO conditional discount & option)

•BoQ template [\(Appendix 7\)](#)

Arrangement of sharing with other licensees
(if any);

Project Management Team information;

Description of infrastructure and/or equipment
[\(Appendix 2 & 9\);](#)

Implementation timeline - breakdown into activities;

Operation & Maintenance Support Plan template
[\(Appendix 8\);](#)

Closing Date

Registration of Interest (ROI)

- 9.00am – 5.00pm,
- 15 December 2014



Submission of Draft Universal Service Plan (monitor by CCTV)

- Before 12.00pm,
- 16 February 2015

- *Reg. 6 (1) – any licencees who have registered their interest with the Commission pursuant to the invitation under Reg (5) shall submit their draft plan...;*
- *Fails to comply with Reg. 6(1) or 7(2) - maximum fine of RM300,000.00 or imprisonment for a maximum term of 3 years or both*

Matters to Consider For Approving Draft USP Plan



Matters to Consider For Approving Draft USP Plan (Reg. 7)

- Covers matters requested
- Efficient economically practicable
- Timeline
- Such other matter

Additional matters to be considered

- financial capacity and capability to implement
- track record and relevant experience related to public cellular projects including work performance in previous USP project

Section III

Payment from the USP Fund



TYPES OF CLAIMS	USP REGS.	REMARKS
i) Advance Claims (Optional)	Regulation 12	Payable in installments Initial / Preliminary installment upon receiving LOA & Progress installments
ii) Quarterly Claims (Optional)	Regulation 20A	Payable for each Quarter Expenditure i.e. Quarter ending March, June, Sept & Dec
iii) Yearly Claims (Mandatory)	Regulation 19 (2) and 20	Net Claims Payable = Avoidable Cost less Any payments made in (Advance & Quarterly Claims) and Revenue forgone

Section IV

General Terms & Conditions

Page (25-27)



Right To Accept Any Draft Universal Service Plan And To Reject Any Or All (Reg. 8)

- MCMC reserves the right to accept or reject any draft USP Plan
- to annul the tender process
- Reject all draft universal service plan

Award of The Approved Universal Service Plan (Reg. 9)

- May Designates a Licensee as a Universal Service Provider offering the the best value for money

Implementation of Approved Universal Service Plan (Reg.11)

- may propose a change of site location
- Inform MCMC
- Within same UST
- The selection of site locations shall be based on 2G and 3G network planning.

Section IV

General Terms & Conditions



Quality of Service and Rate

- comply with the standard as provided in any mandatory standards or consumer codes registered under the Act

Additional Services

- Part 1 & part 2

Part 1

-Responsible for facilities in Category A and Category B as stipulated in Appendix 2 and shall be valid within the warranty period

Part 2

-provide maintenance and operation support services for both PART 1 (Category B) and PART 2 work as stipulated in Appendix 2

-install and maintain equipment's for the provision of services, cabin, power supply and accessories;

-ensure the availability of service for 24 hours a day, 7 days a week

Section IV

*cont.....*General Terms & Conditions

Technical Compliance

- comply with the Standard Radio System Plan (SRSP) and any other relevant standards as and when required by MCMC.

Authority Approval

- responsible to obtain the necessary approvals from the state authority, local authority, electrical authority or other relevant authority

Safety

- indemnify and keep indemnified, protect and defend at its own cost and expense, MCMC and its authorized officers

Implementation Timeline

- Part 1 – 5 months
- Part 2 – 2 months (from the date of the completion of Part 1)

Extension Of Time (EOT)

- Regulation 38,
- force majeure;
- exceptionally inclement weather;

Section IV



*cont.....*General Terms & Conditions

Liquidated Damages

- the designated universal provider shall pay MCMC liquidated damages at the **rate of 5% per week, for a maximum of 2 weeks**, of the value of the total cost and expenses of the approved universal service draft plan(s).

Warranty Period (from the date of completion work)

- Part 1 shall be responsible to provide warranty for the items as stipulated in Appendix 2 as follows:
- Category A for a period of warranty by tower manufacturer; and
- Category B for a period of 12 month

Performance Bond

- This performance bond is equivalent in value of 10% of the approved universal service plan(s)
- **shall be kept** valid for a period of 12 months from the date of completion of the work.

Section IV

*cont.....*General Terms & Conditions^{Page (31-32)}



Effect Of Force Majeure

- An event beyond the control for the delay of Implementation
- War, Revolution , natural catastrophe etc (As per Item 33)

Quality Of Materials And Equipments

- High quality and free from factory defect

Omission or Errors

- The Designated Service Providers shall be solely responsible for all such omission/errors without any additional cost chargeable to MCMC

Condition of Equipment

- Shall be genuine and newly manufactured

Source of Supply

- State the country of origin
- In line with Malaysian Standard

Section IV

cont.....General Terms & Conditions

Page (32-33)



Inspection and Audit

- Technical and Commercial Audit

Monitoring and Reporting Requirement

- Shall submit progress report from time to time or upon request by MCMC

Declaration

- Shall be signed by the CEO of the Interested Licensees or any other person authorized by the Company.

Clarifications and Enquiries

- MCMC reserves the right to issue written clarification on the specifications to formalize its requirements more precisely.
- Enquiries direct to Secretary of the Tender Committee (tender@cmc.gov.my) / 03-8688 8000

Section V



Coordination of Part 1 and Part 2

- Part 1 and Part 2 service providers shall cooperate at all times to ensure:
 - Facilities installed can enable the provision of network services
 - Entire scope of work is completed within the implementation period

Part 1

-To consult the Part 2 on all relevant matters before commencing

-To promptly notify Part 2 when the tower is ready to allow Part 2 to start their scope of works and subsequently handover to Part 2

-To assist Part 2 to the commencement of any physical work related to site/ access to tower

-To assist Part 1 service providers in relevant matter (ie. suitability of sites etc)

-Shall promptly attend to issues related to its equipment as and when notified by Part 1

Part 2

Section VI Natural Disasters Continuation Of Services

Page (36)



To ensure the public cellular services is still **IN-SERVICE**

- Part 1 to perform any work deemed necessary to improve resilience and to protect the infrastructure following the natural disaster such as flood, erosion due to the climate and others
- shall establish a contingency plan as stated in Item 13.1 (c) (iv) i.e. to install and maintain the equipment during normal condition and also flood disaster period.

List of Appendices



Appendix 1

- List of Universal Service Targets

Appendix 2

- Scope of Work

Appendix 3

- Registration of Interest Form

Appendix 4

- Summary of Licensee Information

Appendix 5

- Template for Summary of Technical Proposal

Appendix 6

- Template for Summary of Financial Proposal

Appendix 7

- Template for Details of Financial Proposal

Appendix 8

- Template for Maintenance and Operation Support Plan

Appendix 9

- Tower and Site Technical Specifications



THANK YOU

Appendix 1



(which are to be taken and construed as an essential part of this invitation)

APPENDIX 1 - LIST OF UNIVERSAL SERVICE TARGETS

Cluster 1									
No.	Site ID	State	UST	Coverage Objective 1 /Hub	Latitude	Longitude	Coverage Objective 2 (Spoke)	Latitude	Longitude
1	T3_0401	Johor	Pontian	Kg. Melayu Raya, Kg. Paya Embun, Kg. Sri Gambut, Kg. Pak Kalib, Kg. Seri Menanti	1.5975	103.4765	Kg. Pak Kalib, Kg. Seri Menanti	1.5773	103.4771
							Kg. Sepakat Jaya	1.5800	103.5000
2	T3_0402	Johor	Pontian	Kg. Jeram Batu, Kg. Sungai Burung, Kg. Sungai Tempayan	1.4651	103.5272	Kg. Sungai Burung	1.4762	103.5116
							Kg. Sungai Tempayan	1.4598	103.4930
3	T3_0403	Johor	Sedenak	Kg. Sungai Sayong 1, Kg. Sg. Saong 2, Kg. Sri Muar, Kg. Murni Jaya, Kg. Sri Leban	1.7732	103.5577	Kg. Murni Jaya	1.7592	103.5535
4	T3_0404	Johor	Sedenak	Layang - layang - Sedenak (Railway)	1.7600	103.5002	NA	NA	NA
5	T3_0405	Johor	Sedenak	Kg. Seri Sampurna, Jalan Ke Layang-layang	1.7685	103.4428	NA	NA	NA
6	T3_0406	Johor	Rengam	Jalan Spg Renggam - Layang Layang, Ladang Sime Darby	1.8682	103.3680	NA	NA	NA
7	T3_0407	Johor	Kota Tinggi	Taman Bayu Permai (Plot A)	1.3870	104.2690	NA	NA	NA
8	T3_0408	Johor	Kota Tinggi	Kg. Punggai	1.4477	104.2857	NA	NA	NA
9	T3_0409	Johor	Gelang Patah	Kg. Spg Arang	1.4125	103.5671	NA	NA	NA

Page 38 of 93

Invitation to Register Interest as Universal Service Provider
MCMC/RDD/PDD(4)/T3_Extn(P2)/TCA/12/14(12)

[Return](#)

Appendix 2



APPENDIX 2 – SCOPE OF WORK

A) PART 1: Installation Of Tower and Infrastructure

A1. The facilities to be provided shall include the following components:

NO.	CATEGORY	ITEM
1	A	Self Supporting Tower
2		Fall Arrest System
3		Aviation Light
4		Lightning Protection System
5		Anti Climb System
6		Tower Vertical Cable Gantry
7		Tower Structure Foundation
8	B	Concrete Plinth for Cabin / Outdoor BTS and Genset System
9		Basic Grounding and Earthing Systems
10		Civil Works and Drainage System
11		Fencing System & Entrance Gate
12		Access Road

B) PART 2: Installation Of Equipment and Electronics (Radio Access Network (RAN) Sharing Approach)

B1. The equipment to be provided shall include the following components:

NO.	ITEM
1	Base Transceiver Station (BTS) Equipment
2	Backhaul via Microwave, VSAT or Fiber
3	Antenna and Feeder System
4	Antenna Support System
5	AC Power Supply
6	Feeder Pillar with Meter Panel
7	AC Main Distribution Board Systems – Outdoor or Indoor Type
8	DC Power System Including Back Up Batteries
9	Outdoor Cabinet or Cabin Complete With Accessories
10	Alarm Monitoring System
11	Any Necessary Upgrades or Additional Equipment As Required In The Core Network Inclusive For The Contingency Plan for Natural Disasters Situation Like Flooding and Etc.
12	Horizontal Cable Gantry

B2) Cabin shall be deployed only at collector site. As for spur site, outdoor cabinet shall be used.

B3) As for the antenna, the required configuration is 3 sector panel antennas with a separation of 60 to 120 degrees between the antennas.

B4) For satellite links, technical measures must be implemented to handle customer expectation with respect to propagation delay and latency.

[Return](#)

Appendix 3



APPENDIX 3 - REGISTRATION OF INTEREST FORM

[To be printed on Interested Licensee's Letterhead]

REGISTRATION OF INTEREST

To: RURAL DEVELOPMENT DIVISION
Suruhanjaya Komunikasi dan Multimedia Malaysia
Ground Floor, Prima Avenue 1,
Block 3507, Jalan Teknokrat 5,
63000 Cyberjaya, Selangor

Date:

Dear Sir,

UNIVERSAL SERVICE PROVISION - REGISTRATION OF INTEREST TO BE
UNIVERSAL SERVICE PROVIDER FOR THE PROVISION OF PUBLIC CELLULAR
SERVICE

We refer to the "Invitation To Register Interest As Universal Service Provider - Ref
no. "MCMC/USPTS_EXTN/01/2014" ("the invitation") issued by MCMC on [to insert
date].

We hereby register our interest to be the universal service provider pursuant to
subregulation 5(1) of the Communications and Multimedia (Universal Service Provision)
Regulations 2002 ("the Regulations") in the following universal service targets :

Cluster	Scope of Work
1. [Insert the Cluster No.]	[PART 1 and /or PART 2]
2. [Insert the Cluster No.]	[PART 1 and /or PART 2]
3. [Insert the Cluster No.]	[PART 1 and /or PART 2]
4.	

We are also aware that pursuant to subregulation 6(1) of the Regulations, we are legally
obliged to submit the draft universal service plan(s) for the universal service targets chosen
above on or before the time frame specified in the invitation.

Signed for and on behalf of

.....
by [to be signed by the Chief Executive Officer or
any other person authorized by the Company]

[Return](#)

Appendix 4



APPENDIX 4 – SUMMARY OF LICENSEE INFORMATION

1. Full Company's Name:
2. Full Address:
3. E-Mail Address:
4. Homepage/Website:
5. Status of Incorporation: Sole Proprietor / Partnership / Enterprise /Sendirian Berhad / Bernad / Private Limited / Limited
6. Date Incorporated:
7. Date of Operation:
8. Paid up Capital (RM):
9. Status of Licences:
 - a) NFP(): Yes / No
 - b) NSP(): Yes / No
 - c) ASP(): Yes / No
10. Collaboration Partner (if applicable) :
11. Number of Employees:
12. Bumiputera Status: Yes / No
13. Financial Details:
 - a) Asset (RM):
 - b) Liability (RM):
 - c) Worth (Asset – Liability) (RM):

Note:
The interested Licensee is required to disclose:
- the financial statement and audited account for the last 2 or 1 financial year in order to support the above information;
- a copy of individual license and its conditions;
- track records (Interested Licensees and Collaboration Partner (if applicable).

Enclosed:
Certified true copy
financial statement
and audited account
by company secretary

Company incorporated less
than 2 years only required to
submit 1 year financial
statement and audited account

[Return](#)

Appendix 5



APPENDIX 5- SUMMARY OF TECHNICAL PROPOSAL

PART 1 - Cluster # (* If Applicable)

SITE ID	UST	SITE LOCATIONS (LAT/LONG)	*SPOKE LOCATIONS (LAT/LONG)	SITE CATEGORY FOR TOWER OR HUB (COLLECTOR / SPUR/ STANDALONE)	CABIN SIZE		COMPLETION DATE
					HUB	*SPOKE	

PART 2 - Cluster # (* If Applicable)

SITE ID	UST	SITE LOCATION (LAT/LONG)	*SPOKE LOCATIONS (LAT/LONG)	AC & DC POWER SUPPLY	SITE CATEGORY (COLLECTOR / SPUR/ STANDALONE)	SITE CAPACITY (BANDWIDTH)		RAN SHARING SOLUTION	INTER OPERABILITY & INTER CONNECTION	NECESSARY UPGRADES OR ADDITIONAL EQUIPMENT (IF REQUIRED)	COMPLETION DATE
						HUB	*SPOKE				

[Return](#)

Appendix 6 A & 6B



APPENDIX 6(A) - SUMMARY OF FINANCIAL PROPOSAL PART 1

PART 1 – Cluster # (* If Applicable)


SITE ID	UST	GENERAL & PRELIMINARIES		TOWER/POLE & ANCILLARIES		SITE INFRASTRUCTURE AND ANCILLARIES		ADDITIONAL WORKS (if any)		NATURAL DISASTER (if any)		TOTAL (RM)
		HUB	SPOKE	HUB	SPOKE	HUB	SPOKE	HUB	SPOKE	HUB	SPOKE	
TOTAL FOR CLUSTER #												
TOTAL AMOUNT (INCLUDING TAXES)												

Signature of CFO /
Any authorized
Board of member &
Company Stamp Are
required

The template
provided should be
followed

We hereby conclude this is the final cost for Part 1 Cluster # :

CFO / Authorized Board of Members
Company stamp



[Return](#)

Appendix 7



APPENDIX 7 - DETAILS OF FINANCIAL PROPOSAL (PER SITE)

PART 1
 CLUSTER:
 USP TARGET:
 SITE NAME:
 SITE ID:

Bill of Quantity for 76m Height Tower (20m x 18m footprint)

ITEM	DESCRIPTION	UNIT	QTY	UNIT COST	TOTAL (RM)
1. PRELIMINARIES					
A	General				
1	Provision for insurance during construction period	LS			
B	Site Planning & Design				
1	Site Survey	LS			
2	Services of licensed surveyor for setting out of the Site Boundary	LS			
3	Soil Investigation	LS			
4	C&S, M&E Consulting Engineer Services & Design including PE Endorsement	LS			
C	Site Acquisition				
1	Deposits and Preliminary rental charges to landowner (prior to official site handover to PART 2) - maximum 3 months + 2 months deposit	LS			
D	Site Management				
1	Site Monitoring and Inspection	LS			
2	Monthly Reporting & Meetings	LS			
E	Permitting & Authority Fees				
1	O&A Fees, Local Authority fees, charges, permit fees and other fees deemed necessary.	LS			
TOTAL PRELIMINARIES					
2. TOWER & ACCESSORIES					
A	Tower Supply				
1	Supply, Delivery & Install 3 Legged Tower Inclusive of:	LS			
a	Vertical Gantry				
b	Fall Arrest System				
c	Stainless Steel Lightning Arrestor (3m x 16mm dia)				
d	Anti-Climb devices consisting of cage & barb wire				

Page 60 of 71

Member to Register: Integrated Universal Service Provider

[Return](#)

Appendix 8



APPENDIX 8 - MAINTENANCE AND OPERATION SUPPORT PLAN (where applicable)

The preventive and corrective maintenance includes operational checking and testing as well as cleanliness and tidiness of the site and equipment.

A. Preventive Maintenance

NO	ITEM	MANPOWER PER SITE	FREQUENCY	DESCRIPTION

B. Corrective Maintenance

NO	ITEM	MANPOWER PER SITE	RESPONSE TIME	OPERATING CENTER (OPERATING HOUR)

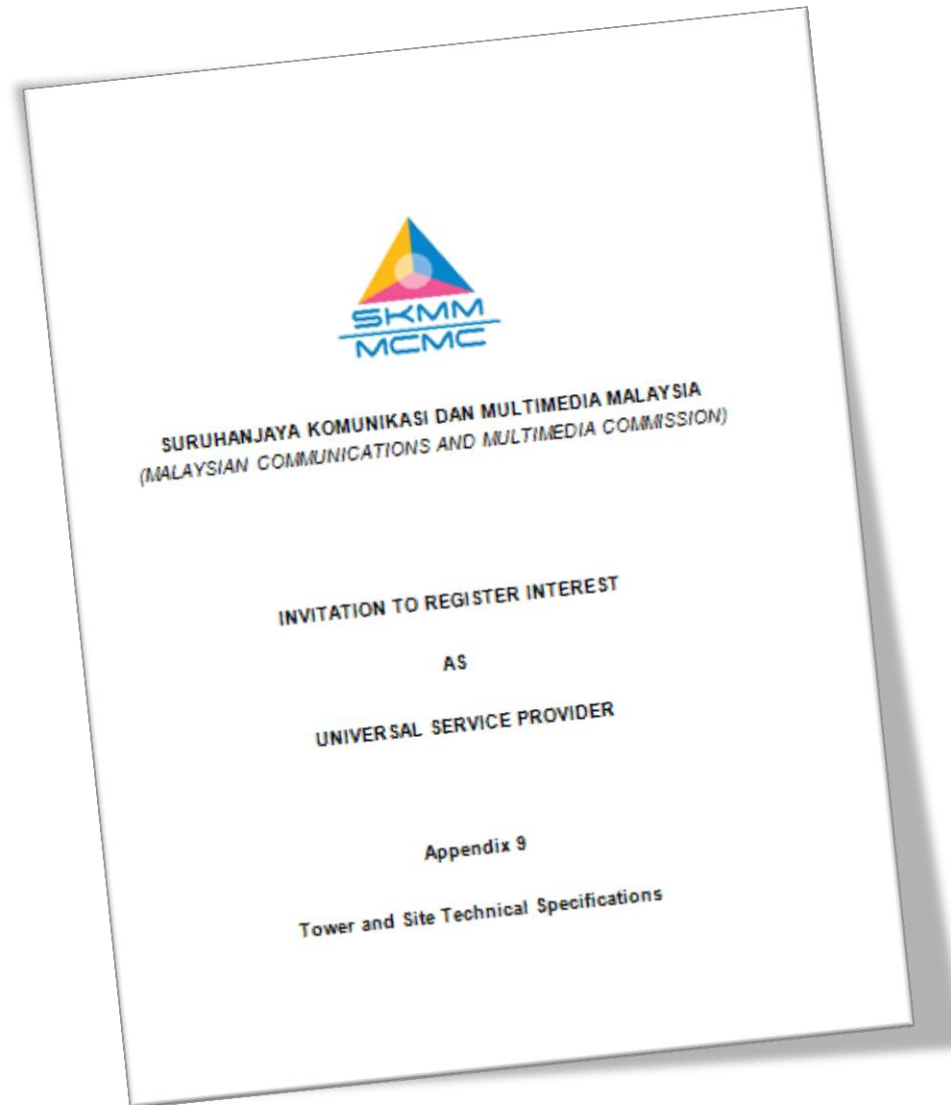
C. Contact Personnel :

D. Hotline/Contact No. :

E. Others :

[Return](#)


Appendix 9



[Return](#)

Acknowledge Form



 MCMC/RDD/PDD(1)/T3 Extn(P1)/TCA/03/14(01) (Acknowledgement of Submission – Registration of Interest)		UGTCD-T3Ed-P1
		Version 1
COMPANY PARTICULARS		For MCMC use only
1.	Company Name :	
2.	Company Address :	
	Tel. No. :	
	Fax. No. :	
	Email Address :	
3.	Name of representative :	
4.	Contact Persons (Maximum Three Only):	
a.	Name :	Tel : Email :
	Designation :	Signature:
b.	Name :	Tel : Email :
	Designation :	Signature:
c.	Name :	Tel : Email :
	Designation :	Signature:
5.	Details of Submission:	
	Cluster Submitted for Part 1	Cluster Submitted for Part 2
	No. of Box (Boxes)/ Envelope(s) :	Acknowledged Received : (Day / Date / Time)